

FOR ENROLMENT ON
WWW.CDC.COM.SG

WE SUPPORT PAYMENTS
& TOP-UPS WITH **PAYNOW**

- 1
- Complete all your enrolment details
1 – Getting Started
2 – Confirmation

ONEGetting Started

TWOConfirmation

THREEPayment

Payment Summary

Course Name	02. CLASS 3 MOTORCAR (ONE TEAM)
LearnerID	
Name	ONLINE ENROL
Enrolment Fee	SGD 160.00
Deposit	SGD 10.00
Top up additional amount*	<input type="text" value="Top up amount"/>
Total Amount (includes Enrolment Fee)* *Inclusive of GST	SGD 181.20

You will receive a confirmation email upon successful enrolment.

Payment Method:

PAY NOW

eNETS

VISA

MasterCard

Insert additional Top up amount (if any) and select “PayNow” to proceed to the next page.

Note: QR code will disappear after 5 min and the page will expire

3

Check payment amount is correct and scan QR to make payment with your bank mobile app

SCANNING

\$181.20
ComfortDelGro Driving Centre

Click Here After Payment

PayNow QR Scan and Pay is supported by these apps →

DBS PayLah!

HSBC

citi

UOB MIGHTY

OCBC PAY ANYONE



- 4
- Click on the button upon successful payment

ONEGetting Started

TWOConfirmation

THREEPayment

Payment Summary

ENROLMENT PAYMENT IS UNSUCCESSFUL

Dear ONLINE ENROL,

Please press back to try again or select another payment mode.

Thank you.
Yours Sincerely,
CDC Team

Back

UNSUCCESSFUL

- 5
- Payment Summary will show if **SUCCESSFUL** / **UNSUCCESSFUL**. If **SUCCESSFUL**, please check your email's inbox or junk/spam folder for login details and next steps.

ONEGetting Started

TWOConfirmation

THREEPayment

Payment Summary

ENROLMENT PAYMENT IS SUCCESS

Dear ONLINE ENROL,

Thank you for enrolling with ComfortDelGro Driving Centre. An email acknowledgement will be sent shortly.

Thank you.
Yours Sincerely,
CDC Team


Back

SUCCESSFUL

FOR TOP-UPS ON WWW.CDC.COM.SG

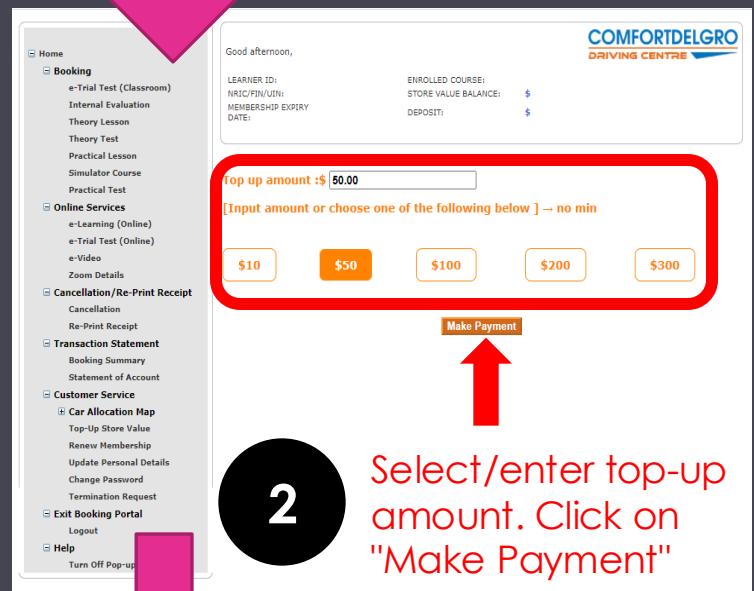
comfortdelgro Driving Centre

*WE SUPPORT PAYMENTS
& TOP-UPS WITH **PAYNOW***



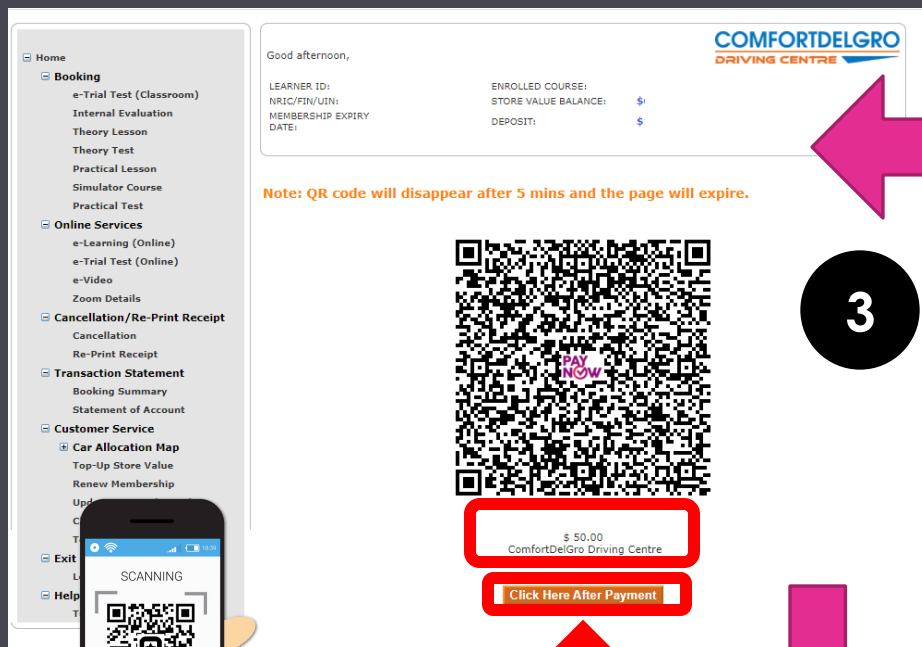
1

Login to your Learner's Portal via website. Select **A** - "Top-Up Store Value" followed by **B** - "PayNow".



2

Select/enter top-up amount. Click on "Make Payment"

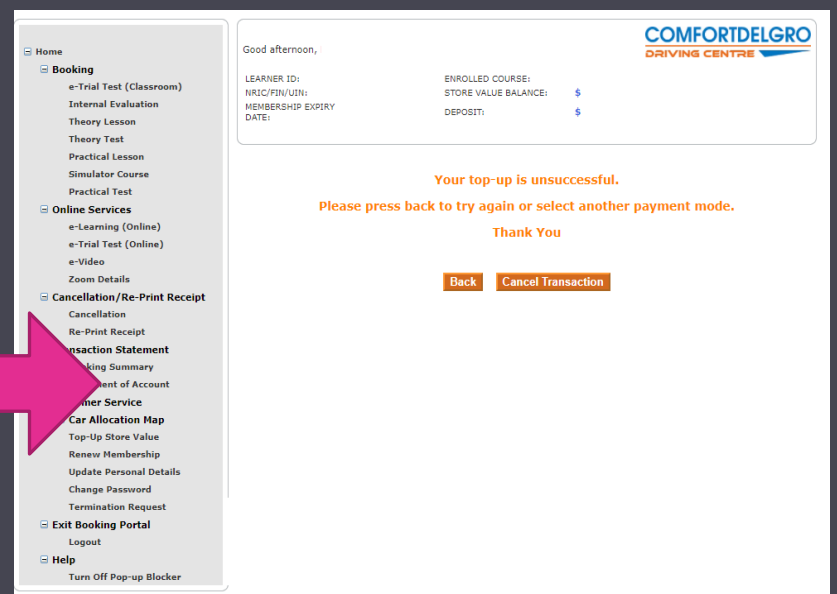


3

Check payment amount is correct and scan QR to make payment with your bank mobile app

4

Click on the button upon successful payment



5

Payment Summary will show if **SUCCESSFUL/UNSUCCESSFUL**.

PayNow QR
Scan and
Pay is
supported
by these
apps →

