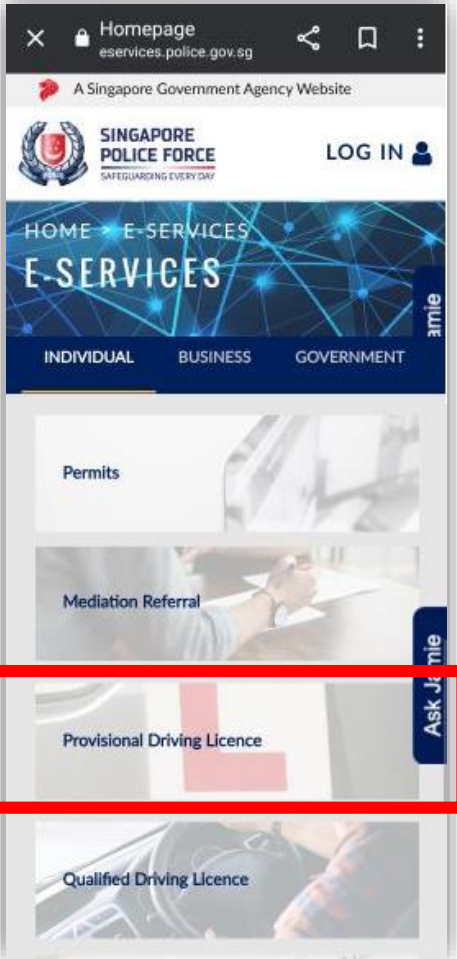


# 4-Step Provisional Driving Licence (ePDL) Online Application




## STEP 1:

Visit [www.police.gov.sg/e-services](http://www.police.gov.sg/e-services) and scroll down to select “Provisional Driving Licence”



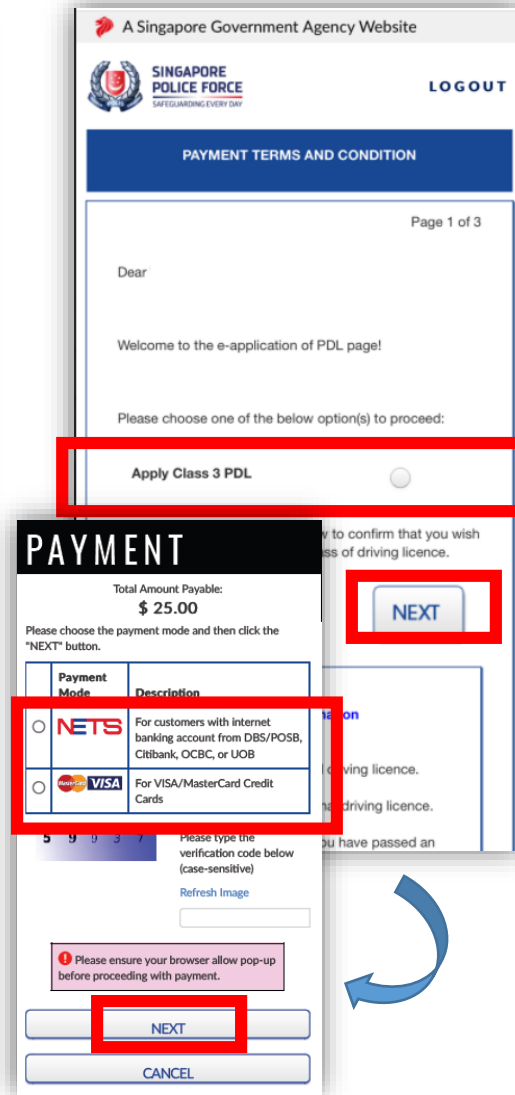
## STEP 2:

Scroll down to the bottom page, and select the relevant options for application.



## STEP 3:

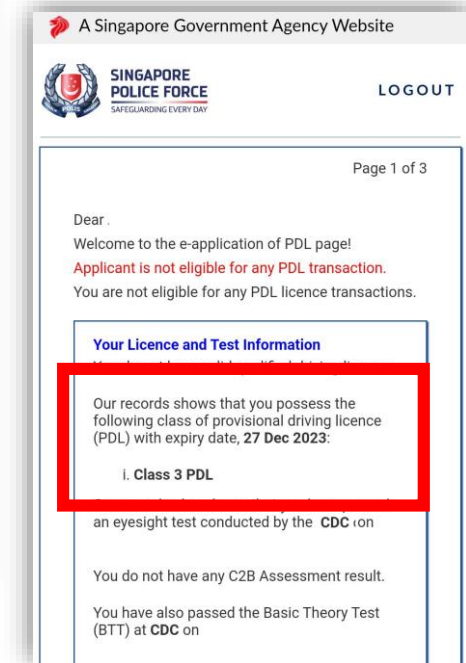
Proceed to apply new/ renew PDL and make payment online via eNETs or credit card



## STEP 4:

After payment is made, repeat STEP 1 to STEP 2 to retrieve your PDL expiry date and show it to your driving instructor or tester before your practical lesson or test.

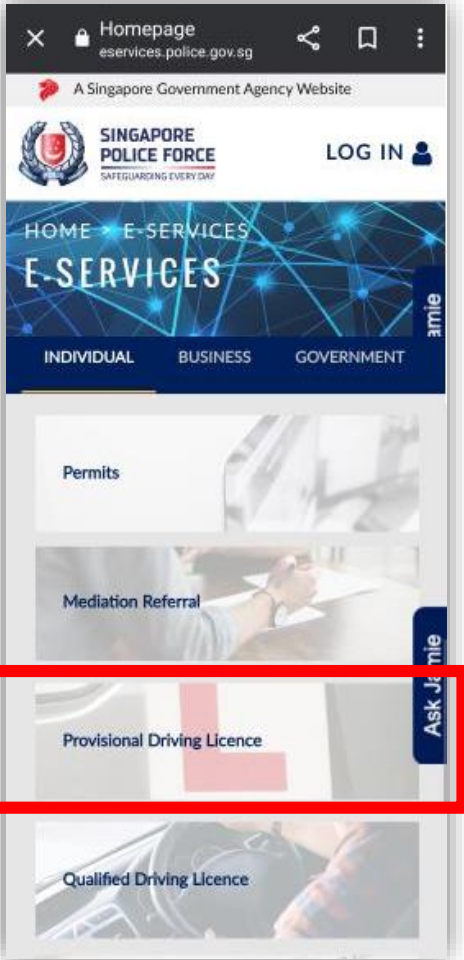
*NOTE: Learners are advised to apply/renew their e-PDL at least 1 week before practical lesson or test.*




# 临时驾驶执照在线申请 4 步骤



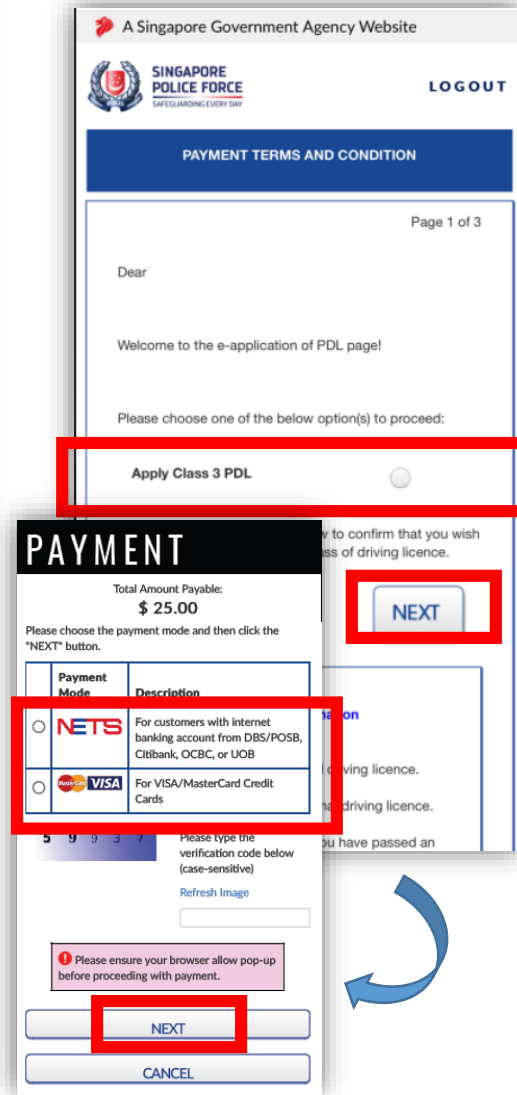
第一步：  
请登录 [www.police.gov.sg/e-services](http://www.police.gov.sg/e-services) 并点击“Provisional Driving Licence”



第二步：  
向下滚动至底页选择相关选项登录



第三步：  
继续申请新的/更新临时驾驶执照并通过eNETs或信用卡在线支付



第四步：  
付款后，重复步骤 1 至步骤 2 以获取电子临时驾驶执照的有效日期并在您的实践课或考试前将其出示给您的驾驶教练或考试人员。

*注意：学员必需在任何实际课程或测试前至少1星期更新临时驾驶执照。*

